

The Edward H. Angle Society of Orthodontists

North Atlantic Component

2021 Virtual Meeting April 8-10



20 BOARD MEMBERS	PRESIDENT	VICE PRESIDENT	SECRETARY	TREASURER
	<p>Dr. Michael Spoon</p> 	<p>Dr. Ronald Bellohusen</p> 	<p>Dr. T. Scott Jenkins</p> 	<p>Dr. Steven J. Lindauer</p> 
	<p>PROGRAM CHAIR</p>	<p>EDITOR</p>	<p>PAST PRESIDENT</p>	<p>DIRECTOR TO THE CENTRAL BODY</p>
	<p>Dr. Robert Schindel</p> 	<p>Dr. Cynthia S. Beeman</p> 	<p>Dr. E. Dianne Rekow</p> 	<p>Dr. R. Scott Conley</p> 

Scientific Program

Our meeting last year, and then this year, was supposed to be in Lisbon, Portugal—where the theme was to be Exploration. “Portuguese explorers were responsible for discovering more than 70% of the world previously unknown to Europeans.”¹

As researchers we are all explorers. When researchers get their results, at that moment, they know more about a given subject than anyone else in the world. We come together annually to share this information with our peers and to invite comment on our work.

This year, we’ve been reminded of the importance of face-to-face meetings² for delivering crucial information in an authentic manner. Digital communication often removes the non-verbal cues that are the basis of unambiguous communication.³ What distinguishes our meeting, from say the AAO Annual Session, is that we provide an opportunity for feedback and clarification through our Review and Question & Answer period and informally after the meeting. Even though we’ve had to go virtual this year, we’ve retained this distinguishing format.

¹ <https://www.vortexmag.net/en/10-portuguese-explorers-who-changed-the-world/>

² Lu L, Cai R, King C. Building trust through a personal touch: Consumer response to service failure and recovery of home-sharing. Journal of Business Research 117 (2020) 99–111.

³ <https://resources.datis.com/blogs/on-leadership-communication-and-the-personal-touch>

How To Use This File

This brochure is provided in two formats: Microsoft Word and Apple Pages. Opening this file in either program allows you to take your own notes of the meeting. Some references are provided to get you started.

Contact information is provided to encourage dialog amongst the group, Web pages are provided for easy access to further information about the meeting.


My hope is that this format can be used in future meetings and that we can eliminate the need to have a printed program. This is much more interactive and reduces our costs.




WEDNESDAY, APRIL 7, 2021



5:00 - 7:00 pm	Board Meeting
-------------------	---------------



THURSDAY, APRIL 8, 2021





8:00 - 8:25 am	President's Welcome Introduction of Component Guests by Sponsors
-------------------	---

	<i>Presentation Title</i>	<i>Photo</i>	<i>Contact</i>	<i>Notes</i>
8:25 - 8:30 am	Session Chair #1: Dr. Richard D. Faber		Stony Brook, NY, richard.faber@stonybrookmedicine.edu	




8:30 - 9:15 am 01	Dr. Nikhilesh R. Vaid, <i>Effect of Aligner Change Protocol on Treatment Efficacy – A Prospective Clinical Trial</i>		Mumbai, India, orthonik@gmail.com	Affiliate Presentation for Membership #1. Sponsors: R. Nanda/Uribe (2018). Mike's Notes: - Effectiveness of clear aligner therapy for orthodontic treatment: A systematic review. Robertson L, Kaur H, Fagundes NCF, Romanyk D, Major P, Flores Mir C. Orthod Craniofac Res. 2020 May;23(2):133-142.
9:15 - 9:30 am	Dr. Robert B. Goldman		Stamford, CT, rbgoldman@optonline.net	Affiliate Reviewer #1.
9:30 - 9:45	Break			
9:45 - 10:30 am 02	Dr. Rosalia Leonardi, <i>Evaluation of Mandibular Changes After Rapid Maxillary Expansion: A CBCT Study in Youngsters with Unilateral Posterior Crossbite Using a Surface-to-Surface Matching Technique</i>		Catania, Italy, leonard@unict.it	Affiliate Presentation for Membership #2. Sponsors: Nanda/Uribe (2019). Mike's Notes: - Evaluation of mandibular symmetry and morphology in adult patients with unilateral posterior crossbite: a CBCT study using a surface-to-surface matching technique. Leonardi R, Muraglie S, Lo Giudice A, Aboulazm KS, Nucera R. Eur J Orthod. 2020 Jan 29; cjz106.
10:30 - 10:45 am	Dr. Thomas W. Butterfoss		Yorktown, VA, bortho1@aol.com	Affiliate Reviewer #2.
10:45 - 11:00 am	Break			

11:00 - 11:45 am 03	Dr. Zongyang Sun, Limitations of CBCT in Diagnosing Alveolar Bone Height and TAD-Root Contact		Columbus, OH, sun.254@osu.edu	Affiliate Presentation for Membership #3. Sponsors: Vig/Shroff (2018). Mike's Notes: - The usefulness of cone-beam computed tomography gray values for alveolar bone linear measurements. Padala S, Tee BC, Beck FM, Elias K, Kim DG, Sun Z. Angle Orthod. 2018 Mar;88(2):227-232.
11:45 am - 12:00 pm	Dr. Eser Tufekci		Richmond, VA, etufekci@vcu.edu	Affiliate Reviewer #3.
12:00 pm	Closing comments			
12:05 - 12:15 pm	Board meets with Guests about Affiliate requirements. Vice President leads discussion.			

FRIDAY, APRIL 9, 2021				
8:00 - 8:05 am	President's Announcements			
8:05 - 8:10 am	Session Chair #2: Dr. J. Alexandre Bottrel		Rio de Janeiro, Brazil abottrel@uol.com.br	
8:10 - 8:55 am 04	Dr. Udom Thongudomporn, Assessment of the Relationship Between Mastication and Gastric Emptying Time		Songkhla, Thailand, tudom@yahoo.com	Affiliate Presentation for Membership #4. Sponsors: Lindauer/Shroff (2018). Mike's Notes: - Assessment of the relationship between masticatory performance, occlusal contact area, chewing time and cycles, and gastric emptying scintigraphy in dentate subjects. Sumonsiri P, Thongudomporn U, Paphangkorakit J, Premprabha T. J Oral Rehabil. 2019 Sep;46(9):787-791.




8:55 - 9:10 am	Dr. Ronald M. Bellohusen		Elmira, NY, rbelloh1@stny.rr.com	Affiliate Reviewer #4.
9:10 - 9:25 am	Break			
9:25 - 10:10 am 05	Dr. Thikriat Al-Jewair, <i>Diagnostic Accuracy of Synthetic Lateral Cephalograms and CBCT for the Assessment of Sella Turcica Bridging</i>		Buffalo, NY, thikriat@buffalo.edu	Affiliate Presentation for Membership #5. Sponsors: Conley/Flores-Mir (2018). Mike's Notes: - A CBCT Investigation of the association between sella-turcica bridging and maxillary palatal canine impaction. Ortiz PM, Tabbaa S, Flores-Mir C, Al-Jewair T. Biomed Res Int. 2018 Feb 22;2018: 4329050.
10:10 - 10:25 am	Dr. Katherine W. L. Vig		Boston, MA, Katherine_Vig@hsdm.harvard.edu	Affiliate Reviewer #5.
10:25 - 10:40 am	Break			
10:40 - 11:25 am 06	Dr. Weber J. S. Ursi, <i>Ideal Areas for Insertion of Extra-Alveolar Mini-Screws in the Infrazygomatic Crest (IZC) and Mandibular Buccal Shelf (MBS) in Different Craniofacial Patterns: A CBCT Study</i>		Sao Jose dos Campos, Brazil, weber@weberurisi.com.br	Affiliate Presentation for Membership #6. Sponsors: Almeida/Flores-Mir (2017). Mike's Notes: - Assessment of infrazygomatic bone depth for mini-screw insertion. Baumgaertel S, Hans MG. Clin Oral Implants Res. 2009 Jun;20(6):638-42. Epub 2009 Mar 4.

11:25 - 11:40 am	Dr. Peter T. Bronsky		Vestal, NY, pbronsky@aol.com	Affiliate Reviewer #6.
11:40 am 12:30 pm	Lunch			
12:30 -	Session Chair #3: Dr. Steven Lindauer		Richmond, VA, silindau@vcu.edu	
12:30 - 1:15 pm 07	Dr. Adilson L. Ramos, <i>Bone Dehiscence Formation During Orthodontic Tooth Movement Through Alveolar Atrophic Ridges</i>		Maringa, Brazil, alramos@uem.br	Affiliate Presentation for Membership #7. Sponsors: Almeida/Flores-Mir (2018) Mike's Notes: - Bone dehiscence formation during orthodontic tooth movement through atrophic alveolar ridges. Ramos AL, Dos Santos MC, de Almeida MR, Mir CF. Angle Orthod. 2020 May 1;90(3):321-329.
1:15 - 1:30 pm	Dr. Bhavna Shroff		Richmond, VA, bshroff@vcu.edu	Affiliate Reviewer #7.
1:30 - 1:45 pm	Break			
1:45 - 2:05 pm 08	Dr. Bruce S. Haskell, <i>A Consideration of Factors Affecting Palliative Oral Appliance Effectiveness for Obstructive Sleep Apnea</i>		Prospect, KY, dr.bruce.haskell@gmail.com	Member Presentation #1.

2:05 - 2:15 pm	Dr. Zackary T. Faber		Melville, NY, drzackfaber@faberortho.com	Member Reviewer #1.
2:15 - 2:35 pm 09	Dr. Flavio A. Uribe, <i>Clear Aligners in Orthognathic Surgery</i>		Farmington, CT, furibe@uchc.edu	Member Presentation #2. Mike's Notes: - "Surgery-First" Approach with Invisalign Therapy to Correct a Class II Malocclusion and Severe Mandibular Retrognathism. Chang J, Steinbacher D, Nanda R, Uribe F. J Clin Orthod. 2019 Jul;53(7):397-404.
2:35 - 2:45 pm	Dr. Neal D. Kravitz		South Riding, VA, nealkravitz@gmail.com	Member Reviewer #2.
2:45 - 2:55 pm	<ul style="list-style-type: none"> - Break (for Members) - Board Meeting in Breakout Room - Log Off (Guests, Affiliates, and residents) 			
2:55 - 3:15 pm	Business Meeting #1 Group photo			

SATURDAY, APRIL 10, 2021				
8:00 - 8:05 am	Opening comments by Dr. Mike Spoon Introduction of Session Chair #4			
8:05 - 8:10 am	Session Chair #4: Dr. Michael G. Woods		Victoria, Australia, michaelgwoods55@gmail.com	

8:10 - 8:30 am 10	Dr. Junji Sugawara, <i>Long-Term Effect of Sendai Surgery First on TMJ and Jaw Function of Skeletal Class III Patients</i>		Sendai, Japan, j.sugawara@shika1.com	Member Presentation #3. Mike's Notes: - Effect of "surgery first" orthognathic approach on temporomandibular symptoms and function: a comparison with "orthodontic first" approach. Yamauchi K, Takahashi T, Yamaguchi Y, Suzuki H, Nogami S, Sugawara J. Oral Surg Oral Med Oral Pathol Oral Radiol. 2019 May;127(5):387-392.
8:30 - 8:40 am	Dr. Jing Chen		New York, NY, jc3835@cumc.columbia.edu	Member Reviewer #3.
8:40 - 9:00 am 11	Dr. Mithran Goonewardene, <i>Accuracy of Orthognathic Surgery – Comparison of Methods</i>		Nedlands, Western Australia, mithran.goonewardene@uwa.edu.au	Member Presentation #4.
9:00 - 9:10 am	Dr. John M. Razza		Nedlands, Western Australia, mike.razza@uwa.edu.au	Member Reviewer #4.
9:10 - 9:25 am	Break			
9:25 - 9:45 pm 12	Dr. Andrej Zentner, <i>Benefits of Orthodontic Treatment</i>		Dusseldorf, Germany, a-zentner@t-online.de	Member Presentation #5 Mike's Notes: - What are patients' expectations of orthodontic treatment: a systematic review. Yao J, Li DD, Yang YQ, McGrath CP, Mattheos N. BMC Oral Health. 2016 Feb 17; 16:19.

9:45 - 9:55 am	Dr. Hechang Huang		Stony Brook, NY, Hechang.Huang@stonybrookmedicine.edu	Member Reviewer #5.
9:55 - 10:15 am 13	Dr. Wellington J. Rody, Jr., <i>Omics-Based Biomarkers in the Assessment of Root Resorption</i>		Stony Brook, NY, Wellington.Rody@stonybrookmedicine.edu	Member Presentation #6. Mike's Notes: - Extracellular vesicle identification in tooth movement models. Holliday LS, Truzman E, Zuo J, Han G, Torres-Medina R, Rody WJ Jr. Orthod Craniofac Res. 2019 May;22 Suppl 1:101-106.
10:15 - 10:25 am	Dr. Carlos Flores-Mir		Alberta, Canada, carlosflores@ualberta.ca	Member Reviewer #6.
10:25 - 10:30 am	- Break (for Members) - Log Off (Guests, Affiliates, and residents)			
10:30 - 11:00 am	Business Meeting #2 Adjourn			
11:00 am 12:00 pm	Social Hour (for Members, Guests, and Affiliates)			